




X-ELLENCE



[SPECTASURFACES.COM](https://spectasurfaces.com)

10

SERIES OF TEN
EXTRAORDINARY
MASTERPIECE
STONES



SPECTA™
QUARTZ SURFACES



MOODBOARDS OF X-ELLENCE

WITH

Ridhi Khosla Jalan




SERIES OF TEN
EXTRAORDINARY
MASTERPIECE
STONES


X-ELLENCE

Ridhi Khosla Jalan

Ridhi Khosla Jalan brings her refined design sensibility to life with a curated selection of ten exquisite Specta quartz stones, each chosen to elevate interiors with timeless luxury. Thoughtfully selected for their beauty and versatility, her curation celebrates elegance, craftsmanship, and the quiet opulence that defines truly elevated spaces.




1




SAWAI EMPERADOR

2




BUTTERSCOTCH
YELLOW

3



CAPPUCCINO CREAM

4




SAHARA SWIRL

5




MORNING MIST

6



TUNIS FOG

7




LUSTRE RED

8




LUSTRE CREAM

9



LUSTRE GRAY

10



LUSTRE WHITE

X-ELLENCE



SERIES OF TEN
EXTRAORDINARY
MASTERPIECE
STONES

A collection of *ten remarkable stones*, the X-Ellence series exemplifies refined craftsmanship and brings together extraordinary stones from a spectrum of collections.

X-ELLENCE

SERIES OF TEN
EXTRAORDINARY
MASTERPIECE STONES

SPECTASURFACES.COM



¹SAWAI EMPERADOR



MOODBOARDS OF X-ELLENCE


SAWAI EMPERADOR

ROYALE
TOUCHE-
CRYSTAL 2202

ROYAL
TOUCHE-
RD 624

CENTURY
LAMINATES-
FROSTY WHITE
III LV

MERINO
LAMINATES
98995
CUPPRIC
MIRROR



Asian Paints-
Sand Bed-7980

Asian Paints- Country
Chic-N-4K282

SPECTASURFACES.COM



MANTARA- PETRA V HANDLE



JAUAR- THIN RIM TABLE TOP BASIN-
BEIGE MATT RANGE- OPAL
CODE- OPS-BEM-15901N



KOHLER- ALEO
K-72275IN-4ND-BV

DESIGNER'S NOTE

This moodboard celebrates the understated elegance of **Sawai Emperador Quartz**, its deep, earthy veins grounding the palette in quiet sophistication. Soft neutrals and burnished warmth unfold around it, while the interplay of Cupric Mirror laminate and Sand Bed paint introduces a gentle, luminous glow. Country Chic adds a layer of depth and tonal contrast, enriching the composition. Matte beige fixtures and satin metal accents tie the story together, creating a dialogue between classic restraint and contemporary finesse.

The result is a palette that exudes warmth, tactility, and an air of effortless refinement.

— Ridhi Khosla Jalan



SPECTA
QUARTZ SURFACES







SAWAI
EMPERADOR'S
SMOKY VEINS
AND RICH
BROWN DEPTH
UNITE GLOBAL
ELEGANCE
WITH INDIAN
HERITAGE.



MOODBOARDS OF X-ELLENCE




BUTTERSCOTCH YELLOW

ROYALE
TOUCHE-
MOLTEN 8026




GREENLAM
LAMINATES-
107 WOOL
SATIN (SAT)



MERINO
LAMINATES-
DESIGN 21037
BEIGE



CENTURY
LAMINATES-
ALMOND IVORY|
127 SI



Asian Paints-
Pretzels-N-K289

Asian Paints- Almond
Sand-8512





MANTARA-MAHOGANY
HANDLE-305MM-BROWN
WOOD-HANDLE



JAQUAR- BLUSH DECK MOUNTED SENSOR
FAUCET-ANTIQUE COPPER
RANGE-BLUSH SENSORS
CODE-SNR-ACR51445PK



JAQUAR- TABLE TOP BASIN - BEIGE MATT
RANGE- ARC
CODE- ACS-BEM- 87901



SPECTA
QUARTZ SURFACES

DESIGNER'S NOTE

This moodboard celebrates the sumptuous glow of **Butterscotch Yellow Quartz**, surrounded by a sophisticated mix of creamy whites, soft beiges, and rich wood tones. Copper fixtures and a matte beige basin offer gentle warmth, while Almond Sand and Pretzels by Asian Paints lend depth and cohesion.

The effect is a modern, tactile, and effortlessly timeless interior composition.

— Ridhi Khosla Jalan







SUN-WARMED
CLAY TONES
MEET A WEB
OF WHITE
AND YELLOW
VEINING,
CREATING A
SURFACE WITH
TIMELESS,
VELVETY
SOFTNESS.



³CAPPUCCINO CREAM



MOODBOARDS OF X-ELLENCE

CAPPUCCINO CREAM

ROYALE
TOUCHE-
SK 650



GREENLAM
LAMINATES-
134 - MUD ASH
SUEDE (SUD)



MERINO
LAMINATES-
DESIGN 21004
POPPY




CENTURY
LAMINATES-
WHITE MARBLE
3846 HG



Asian Paints-
Evening Moon-7908

Asian Paints- Silver
Spree-8460





JAQUAR- 3-HOLE BASIN MIXER -
ANTIQUE BRONZE
RANGE- ARC CODE-
ARC-ABR-87189



COLSTON- SEMI- PEDESTAL BASINS



MANTARA- PANTHEON HANDLE-35MM
GOLD-BRASS-HANDLES



SPECTA™
QUARTZ SURFACES

DESIGNER'S NOTE

This moodboard takes inspiration from the soft warmth of **Cappuccino Cream Quartz**, forming the foundation of a thoughtfully layered palette. Gentle wood tones, earthy taupes, and a subdued poppy red create a refined, contemporary contrast, while accents of antique bronze and gold brass introduce an understated sense of luxury.

Creamy neutrals weave through the composition, balancing depth with lightness.

— Ridhi Khosla Jalan







CREAMY
BROWN TONES
PAIRED WITH
COFFEE-CAR-
AMEL VEINING
CREATE A
SURFACE OF
EFFORTLESS
LUXURY.



⁴SAHARA SWIRL



MOODBOARDS OF X-ELLENCE

SAHARA SWIRL

ROYALE
TOUCHE-
MOLTEN 8021




ROYALE
TOUCHE-
MATTY CRYSTAL
Z+ 1153



CENTURY
LAMINATES-
BRAZILIAN
WOOD 5391 PK



MERINO
LAMINATES-
21054
LIGHT BEIGE



Asian Paints-
Ginger Root-7888

Asian Paints-
Raw
Cotton-8459





MANTARA- SERAPHINE HANDLE



JAUAR- THIN RIM TABLE TOP BASIN -
WHITE MATT RANGE- OPAL



KOHLER- ARTIFACTS
K-72759T-BV

DESIGNER'S NOTE

Rooted in the natural elegance of **Sahara Swirl Quartz**, this moodboard layers rich, earthy undertones with warm woods, creamy neutrals, and soft golden highlights. Molten Marble and Brazilian Wood create a sophisticated dialogue between nature and refined luxury, while Matty Crystal Z+ introduces a sleek, contemporary touch. Asian Paints Ginger Root lends modern warmth, balanced by the gentle calm of Raw Cotton. Accented with brushed brass and champagne hardware, the palette exudes effortless, understated opulence.

A harmonious blend of rich earth tones, warm woods, and luminous neutrals.

— *Ridhi Khosla Jalan*





**BOLD AND
GRACEFUL,
SAHARA SWIRL
MARRIES
RICH BROWN
TONES WITH
GOLDEN-BEIGE
VEINING FOR
TIMELESS
ELEGANCE.**




⁵MORNING MIST



MOODBOARDS OF X-ELLENCE

MORNING MIST

ROYALE
TOUCHE-
HD 7055





ROYALE
TOUCHE-
KO 616



MERINO
LAMINATES-
27112
SHIBORI BLUE





CENTURY
LAMINATES-
STOMY
GLACIER 913 AL



Asian Paints-
Carbon Flint -8269

Asian Paints- Rain Drop
L143





MANTARA- URBANE BAR HANDLE-
145MM-ALLOY HANDLE



JAUAR- SINGLE LEVER TALL BOY - BLUSH
GOLD PVD RANGE- FUSION PRIME
CODE- FUP-BGP-29005BPM



KOHLER- CONICAL BELL
K-2200IN-K4

DESIGNER'S NOTE

Morning Mist Quartz forms the serene, sophisticated heart of this moodboard, its quiet elegance a canvas for contemplative depth. Shibori Blue and Carbon Flint introduce a measured, moody intensity, while HD 7055 Amber Warmth brings a delicate, sunlit luminosity that enlivens the composition. Rain Drop and Stormy Glacier trace gentle tonal pathways, guiding the eye with subtle grace. Blush gold accents and alloy hardware provide understated brilliance, resulting in a palette that is at once grounded, luminous, and a study in layered, timeless luxury.

A measured harmony of soft neutrals, moody blues, and golden accents.

— *Ridhi Khosla Jalan*



SPECTA™
QUARTZ SURFACES







SOFT WHITE
WITH GENTLE
BEIGE
VEINING, THIS
SLAB EVOKES
THE CALM
OF DAWN.




⁶TUNIS FOG



MOODBOARDS OF X-ELLENCE

TUNIS FOG

ROYALE
TOUCHE-
SN 594




ROYALE
TOUCHE-
SM 199



MERINO
LAMINATES-
DESIGN 21091
FROSTY WHITE



CENTURY
LAMINATES-
COPPER
METAWOOD
5933 LU



Asian Paints-
Iced Silver -8236

Asian Paints- New Moon
Sky-N-9669





KOHLER- COMPONENTS
K-EX28094IN-8-BL



JAQUAR- 360 ROTATION TECH IMAGE
TABLE TOP BASIN - BLACK MATT
RANGE- LAGUNA
CODE- LAS-BLM-91933



MANTARA- ROYAL LEATHER HANDLE

DESIGNER'S NOTE

This moodboard is anchored in the quiet elegance of ***Tunis Fog Quartz***, whose misted gray surface conveys subtle poise. Charcoal woods, frosted whites, and measured metallic accents weave a dialogue of restraint and refinement. Iced Silver lends a whisper of luminosity, while New Moon Sky asserts a modern, confident counterpoint. Black matte fixtures and leather-detailed handles anchor the scheme, producing a composition refine authority.

The final expression is a palette of quiet, commanding elegance.

— *Ridhi Khosla Jalan*



SPECTA[™]
QUARTZ SURFACES







SOFT GRAY
AND DELICATE
WHITE VEINING
MAKE TUNIS
FOG A SERENE
NOD TO
TUNISIAN
MARBLE,
PERFECT FOR
MODERN
SPACES.



⁷LUSTRE RED




MOODBOARDS OF X-ELLENCÉ

LUSTRE RED

ROYALE
TOUCHE-
SF 606



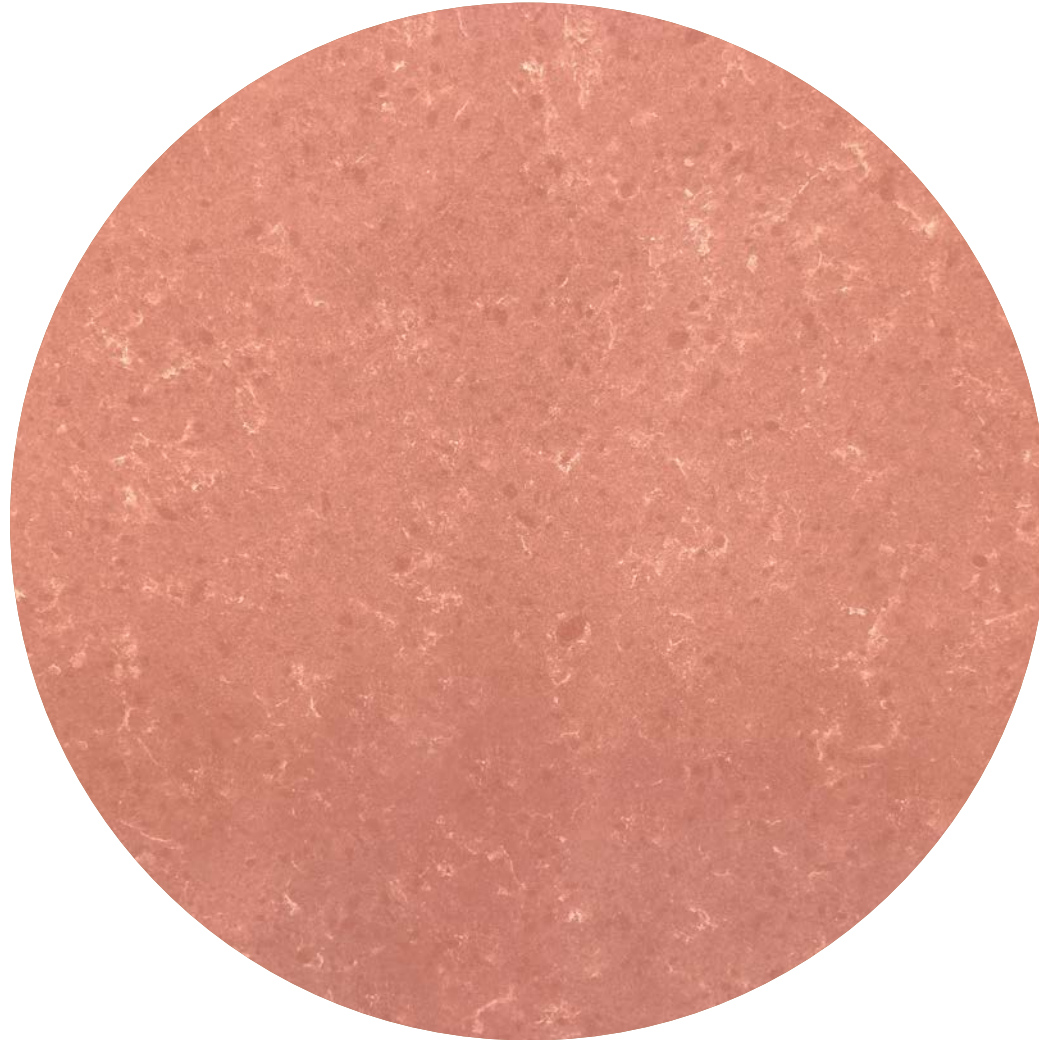

CENTURY
LAMINATES-
SAPWOOD
WALNUT DARK
BROWN3425 SU



MERINO
LAMINATES-
DESIGN 21004
POPPY





CENTURY
LAMINATES-
CERAMIC-157
HG



Asian Paints-
Rich Tomato-940

Asian Paints-
Blush-L139





MANTARA- PETRA I HANDLE



KOHLER- VIVE
K-28784IN-K4



KOHLER- VIVE
K-23967IN-4ND-AF



SPECTA™
QUARTZ SURFACES

DESIGNER'S NOTE

This moodboard reinterprets **Lustre Red Quartz** through a modern, grounded lens. Dark walnut wood, soft blush undertones, and muted ceramics create harmony and depth against the bold red stone. Royale Touche SF 606 lightens the visual weight, while Merino Poppy and Rich Tomato echo the quartz's vibrancy with subtle tonal elegance. Brushed gold hardware and sleek gray fixtures provide sophisticated accents.

The ensemble feels
rich, considered, and
unapologetically confident

— *Ridhi Khosla Jalan*







A LUMINOUS
ENGLISH RED
FORMS THE
BASE, IMBUED
WITH A WARM,
EARTHY
UNDERTONE.





MOODBOARDS OF X-ELLENCE

LUSTRE CREAM


ROYALE
TOUCHE-
GS 1791



GREENLAM
LAMINATES-
137 - MUSTARD
SATIN (SAT)



MERINO
LAMINATES-
DESIGN 21007
OYSTER



CENTURY LAM-
INATES- EU-
GELE WALNUT-
4502 SU



Asian Paints-
Lilac Frost-7148

Asian Paints- Silt
Brown-N-K114





MANTARA- OBLIVION T-BAR HANDLE-
50MM-BRONZE HANDLES



JAUAR- SPOUT OPERATED PILLAR
TAP - ANTIQUE COPPER RANGE-
SPOUT OPERATING TAP
CODE- SOT-ACR-83011



JAUAR- THIN RIM TABLE TOP BASIN
RANGE- LYRIC
CODE- LYS-WHT-38901N

DESIGNER'S NOTE

Bathed in the subtle elegance of *Lustre Cream Quartz*, this composition harmonizes warm ochres, rich browns, and soft lilac undertones. Royale Touche GS 1791 and Century Eugle Walnut lend depth and richness, while Greenlam Mustard Satin introduces a bold, contemporary accent. Merino Oyster softens the palette with gentle balance, and Asian Paints Lilac Frost and Silt Brown create an unexpected harmony where cool meets warm, and classic meets contemporary. Accented with bronze fittings and a minimalist white basin, the moodboard feels modern, confident, and quietly luxurious.

Warm ochres and lilac define quiet sophistication.

— *Ridhi Khosla Jalan*



SPECTA
QUARTZ SURFACES







SUBTLE
LUXURY IN A
CREAM BASE,
SHIMMERING
WITH
TIMELESS
ELEGANCE AND
EVERYDAY
PRACTICALITY.



⁹LUSTRE GRAY



MOODBOARDS OF X-ELLENCE

LUSTRE GRAY

ROYALE
TOUCHE-
PU 585




ROYALE
TOUCHE-
SM 1774



MERINO
LAMINATES-
DESIGN 21003
PRAIRIE GREEN




CENTURY
LAMINATES-
BLUISH GRAY-
234 SU



Asian Paints-
Gray Cloud-8423

Asian Paints-
Sky Mimic-7420





MANTARA- ENIGMA HANDLE-
130MM- BLACK-HANDLES



COLSTON- MUST TRUE



JAQUAR- SINGLE LEVER TALL BOY -
BLACK MATT RANGE- FUSION PRIME
CODE- FUP-BLM-29005BPM

DESIGNER'S NOTE

This moodboard is anchored by **Lustre Gray Quartz**, whose calm, cool tones provide a modern, tonal foundation. Prairie Green, Bluish Gray, and Gray Cloud introduce depth and a natural freshness, while Sky Mimic brings a gentle, airy lift. Soft marble textures and Royale Touche wood grains add sophistication and tactile warmth, anchored by matte black fixtures and hardware.

The overall composition feels architecturally refined, quietly confident, and understatedly bold.

— Ridhi Khosla Jalan



SPECTA[™]
QUARTZ SURFACES







WITH ITS
SOFT GRAY
BASE AND
STAR-LIKE
FLECKS,
LUSTRE GRAY
INFUSES
SPACES
WITH QUIET
LUXURY
AND COSMIC
ELEGANCE.



¹⁰LUSTRE WHITE



MOODBOARDS OF X-ELLENCE

LUSTRE WHITE

ROYALE
TOUCHE-
PU 1788




ROYALE
TOUCHE-
JB 653



MERINO
LAMINATES-
DESIGN 22212
TONED BLUE





CENTURY
LAMINATES-
JACKSON
HICKO-
RY-4516KM



Asian Paints-
Brush Stroke-7276

Asian Paints-
Silver Moon-N-4093





MANTARA- SLEEK T-BAR HANDLE



KOHLER- VEIL K-77171IN-7



KOHLER- MODERNLIFE EDGE
K-25757IN-4ND-BL

DESIGNER'S NOTE

This moodboard centers on **Lustre White Quartz**, its serene texture providing a clean, modern canvas. Icy blues, soft grays, and rich wood bring contrast and warmth, while Royale Touche PU 1788 and Merino Toned Blue add freshness. Century Jackson Hickory grounds the palette, and black fixtures with silver hardware lend a bold, industrial edge. The result is a refined, modern, and effortlessly sophisticated composition.

The scheme embodies
modern elegance, refined
texture, and confident subtlety.

— *Ridhi Khosla Jalan*



SPECTA™
QUARTZ SURFACES







DELICATE
SPARKLING
FLECKS DANCE
ACROSS A
WHITE BASE IN
LUSTRE WHITE,
CREATING
INTERIORS
THAT GLOW
WITH QUIET
REFINEMENT.





Globally Certified Excellence in Quartz Surfaces.



CONFORMITE EUROPEENNE

Choose confidence with our quartz, CE certified for quality and safety, blending the finest craftsmanship with compliance for your peace of mind



NSF CERTIFIED

Germ-resistant Specta Quartz Surfaces are NSF-certified, ensuring worry-free and healthy environment for you and your loved ones



GREEN GUARD CERTIFIED

SPECTA Slabs are tested for low VOC emission to ensure top-notch standards for safety against indoor air pollution for you and your loved ones



ISO 9001 & 45001 CERTIFIED

Specta Quartz Surfaces proudly upholds the highest safety and quality standards, demonstrating our commitment to excellence across all certifications for you and your family



BRETON

Discover the legacy of innovation with Breton, where each surface tells a story of quality, crafted through decades of pioneering quartz manufacturing technology



IGBC CERTIFIED

Specta surfaces are IGBC certified, reflecting a commitment to sustainability and environmentally responsible design.

SPECTASURFACES.COM

Mould Finishing



Full Bullnose



Demi Bullnose



1/2 Bevel



1/2 Bullnose



1/2 Bevel T & B




1/2 Round T & B



Full Bullnose
with Acrylic Lining



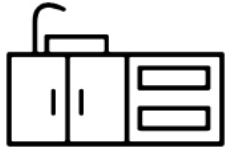
Spill Free Edging



DIMENSIONS 3275 mm X 1460 mm | Thickness: 20 mm

GRACE YOUR INTERIOR SPACE WITH OUR IMPECABLE QUARTZ SURFACE

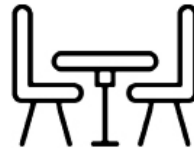
KITCHEN COUNTER TOP



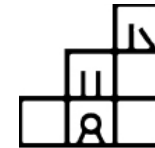
STAIRCASE



DINNING TABLE



SHELVES



WALL CLADDING

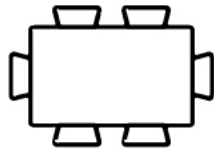
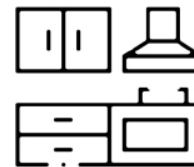


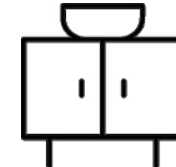
TABLE TOP



DOORS AND
WINDOW FRAME



BACKSPLASH



VANITY TOP



SPECTA™
QUARTZ SURFACES

Trained by Breton, Specta's technology team develops engineered surfaces of unparalleled refinement, setting the standard for innovation and design mastery.

SPECTACULAR PERFORMANCE FOR LIFE

LARGE SIZE

Large sized slabs enabling fewer joints and more possibilities.

DURABLE

Harder, stronger and safer than marbles, granite and other natural stones.

EASY TO CLEAN

Low on effort, high on beauty. Specta's non-porous surface resists stains and cleans up in seconds.

HYGIENIC

Hosts no bacteria, mold or mildew, stays safe and sanitary.

STAIN RESISTANT

Impenetrable, non-absorbent surface that is impervious to stains.

SCRATCH RESISTANT

Impressive scratch-resistance strength, not susceptible to scrapes or scuffs.

HEAT RESISTANT

Engineered to handle everyday heat with ease, Specta surfaces stay at their best where protected from direct, intense heat using a trivet.

TOUGH AND FLEXIBLE

Easy to fabricate and mould, highly resistant to cracks and chipping.

[SPECTASURFACES.COM](https://spectasurfaces.com)



MOODBOARDS OF X-ELLENCE

WITH

Ridhi Khosla Jalan

SERIES OF TEN
EXTRAORDINARY
MASTERPIECE STONES

VISIT OUR WEBSITE TO VIEW THE X-ELLENCE SERIES



SAWAI EMPERADOR



BUTTERSCOTCH
YELLOW



CAPPUCCINO CREAM



SAHARA SWIRL



MORNING MIST



TUNIS FOG



LUSTRE RED



LUSTRE CREAM



LUSTRE GRAY



LUSTRE WHITE



For queries, reach out to us at info@spectasurface.com

+91 7300 223 327

[SPECTASURFACES.COM](https://spectasurfaces.com)